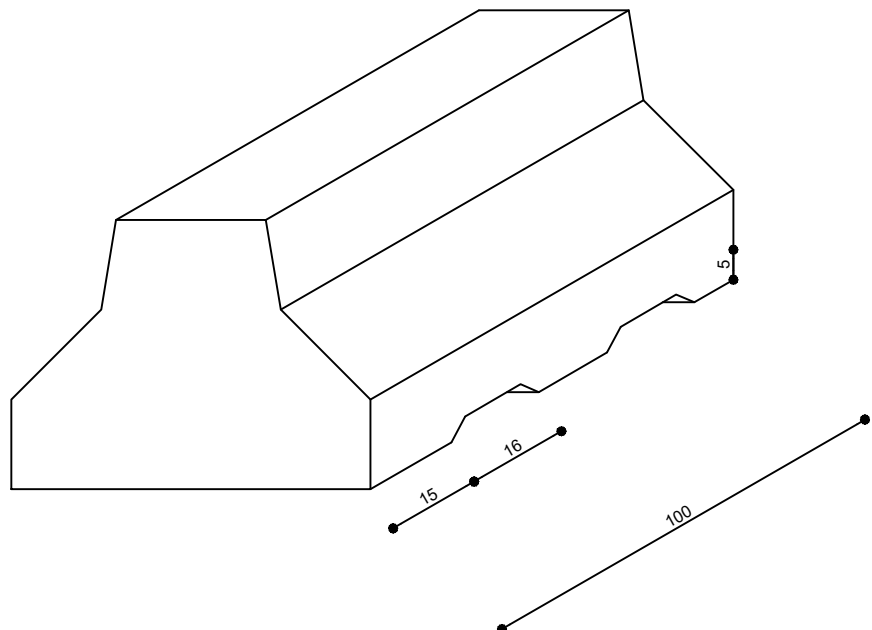
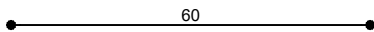
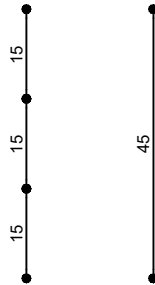
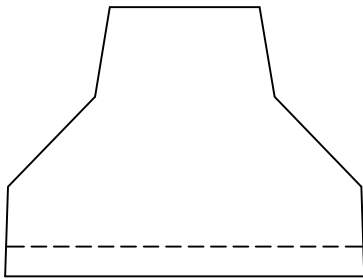
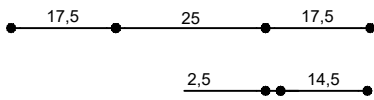




## PROTEZIONE CANTIERI IN C.V.

Lunghezza 100cm - Peso 500 kg



TOLLERANZE AMMESSE (RIF. UNI EN 13369)

$L \leq 150 \text{ mm}$   $\Delta L \text{ (mm)}$  +10 , -5

L = LUNGHEZZA DI RIFERIMENTO

$L > 150 \text{ mm}$   $\Delta L \text{ (mm)}$   $\pm 15$